

# Contents

[Mach32 Supported Modes](#)

[Brightness](#)

[Contrast](#)

[Saturation](#)

[Hue](#)

[Gray Scale](#)

[Colors](#)

[Buttons](#)

# Mach32 Supported Modes

The following table shows the graphics modes and board configurations for which accelerated video playback is supported.

	640x480	800x600	1024x768	1280x1024
4 bpp	Unaccelerated Playback	Unaccelerated Playback	Unaccelerated Playback	Unaccelerated Playback
8 bpp	Unaccelerated Playback	Unaccelerated Playback	Unaccelerated Playback	Unaccelerated Playback
8 bpp* Palette Mgr. On	GUPRO	GUPRO	GUPRO	Unaccelerated Playback
8 bpp* Palette Mgr. Off	1MB/2MB GU+	1MB/2MB GU+	1MB/2MB	Unaccelerated Playback
16 bpp	GUPRO	GUPRO	GUPRO	Unaccelerated Playback
16 bpp Recommended	1MB/2MB GU+	2MB	2MB	Unaccelerated Playback
24 bpp	1MB/2MB Unaccelerated Playback	Unaccelerated Playback	Unaccelerated Playback	Unaccelerated Playback

GUPRO = Graphics Ultra Pro      GU+ = Graphics Ultra +

\* Users may experience color degradation in Palette Manager off mode.  
16 bpp color mode is strongly recommended.

For optimal performance of video clips, the following settings are suggested for the ATI FlexDesk parameters:

- Resolution - 640 x 480
- Colors - 65,000 (16-bit)
- Desktop - No effect
- 16 bpp RGB Mode - 5/6/5
- 256 Color Palette - OFF (if using 256 color mode)
- Crystal Fonts - OFF

# Brightness

This control will adjust the brightness of images in the playback window.

See also:

[Contrast](#)



# Contrast

This control will adjust the contrast of images in the playback window.

See also:

[Brightness](#)



# Saturation

This control will adjust the color saturation of images in the playback window. This control is often labelled "color" on television sets.

See also:

[Hue](#)



# Hue

This control will adjust the "hue" or "tint" of images in the playback window. Increasing values shift colors towards red and decreasing values towards green. This control is often labelled "hue" on television sets.

See also:

[Saturation](#)



# Gray Scale

This box shows the current range of gray levels that will occur in images. This range of gray levels is effected by the contrast and brightness controls.

See also:

[Brightness](#)

[Contrast](#)



# Colors

This box shows 8 colors which are all the possible combinations of the three primary colors red, green and blue. Starting from the left-most side of the box, the colors are: white, yellow, aqua, green, magenta, red, blue and black. The saturation of the colors is affected by the saturation control and the tint of the colors is affected by the Hue control.

See also:

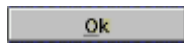
[Hue](#)

[Saturation](#)





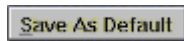
# Buttons



Use the current settings.



Leave without affecting settings.



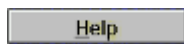
Save current settings as the default in WIN.INI.



Use default values from WIN.INI.



Brief information about the ATI Video driver.



You're reading it.

## playback window

The window in which the AVI movie is played.

